

Storia sociale

La storia sociale è una guida che ti aiuta a:

- conoscere gli spazi del museo
 - riconoscere gli ostacoli che puoi incontrare
 - essere preparato a rumori o luci che possono disturbarti
 - familiarizzare con l'ambiente
- così sai come muoverti e cosa aspettarti durante la visita



Copertina e grafica a cura di **Omar Nassar**
studente della classe **3LA** dell'**Istituto Sacro Cuore di Trento**.
Progetto di **Alternanza Scuola-Lavoro** - Anno scolastico **2024/2025**.

Tu 	puoi 	arrivare al 	MUSE
dal 	prato 	,	







oppure 	dal 	quartiere 	delle 	Albere 	,
------------	---------	---------------	-----------	------------	---










oppure 	puoi 	entrare 	al 	MUSE
dal 	parcheggio 			
al 	piano 	meno 	2 2	.









Per  salire  dal  parcheggio  al  piano  0 **0** ,





dove  c'è  l'  atrio  ,

puoi  usare  l'  ascensore 



oppure  le  scale  .








Vicino  alle  scale  c'è  la  cassa automatica 

dove  pagare  il  parcheggio  .






Attenzione  : se  mostri  il  tuo  contrassegno 







in  ufficio  servizi  al  pubblico 

vicino  alle  casse  , nell'  atrio  ,



puoi  ottenere  la  gratuità 






per  il  parcheggio  .













Quando  sei  nell'  atrio  del  museo 







puoi  prendere il biglietto  alla  cassa 







e  ricevere 

la  guida  facile  da  leggere 






o  la  guida  in  simboli  .




Puoi  anche  chiedere  le  cuffie 

per  non  essere  disturbato  dai  rumori  .

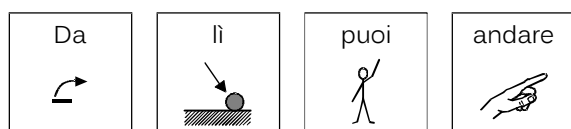
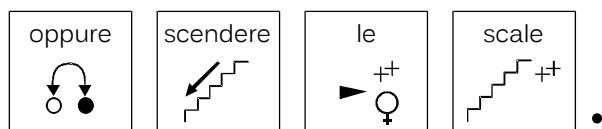
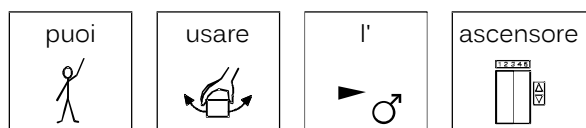
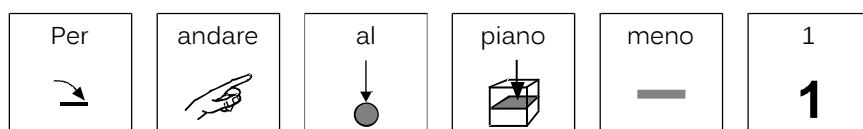

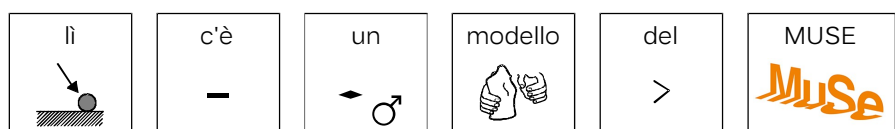
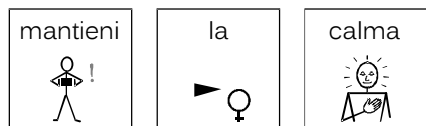
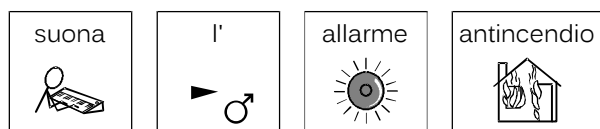
Dopo  puoi  mettere  il  tuo  zainetto 

in  un  armadietto  nel  guardaroba  .

Attenzione  : per  usare  l'  armadietto 

devi  avere  1 euro  .

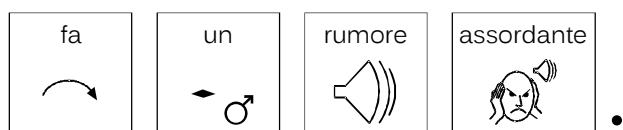

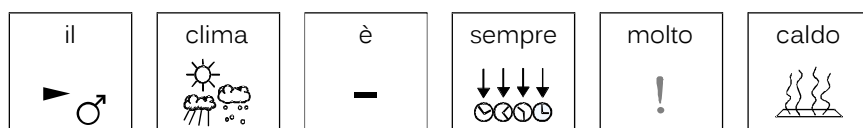
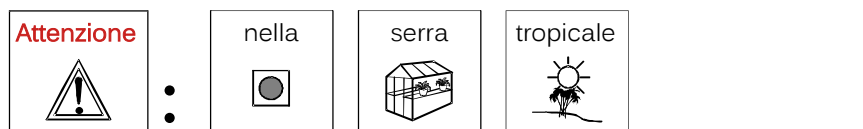

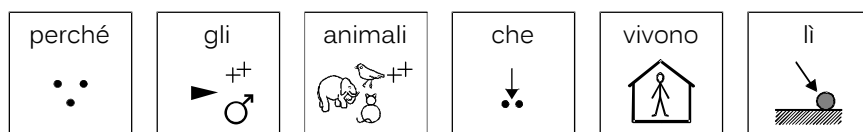
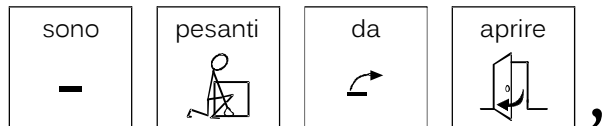
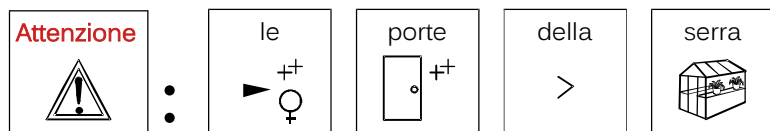
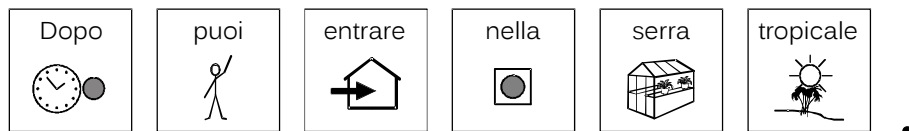


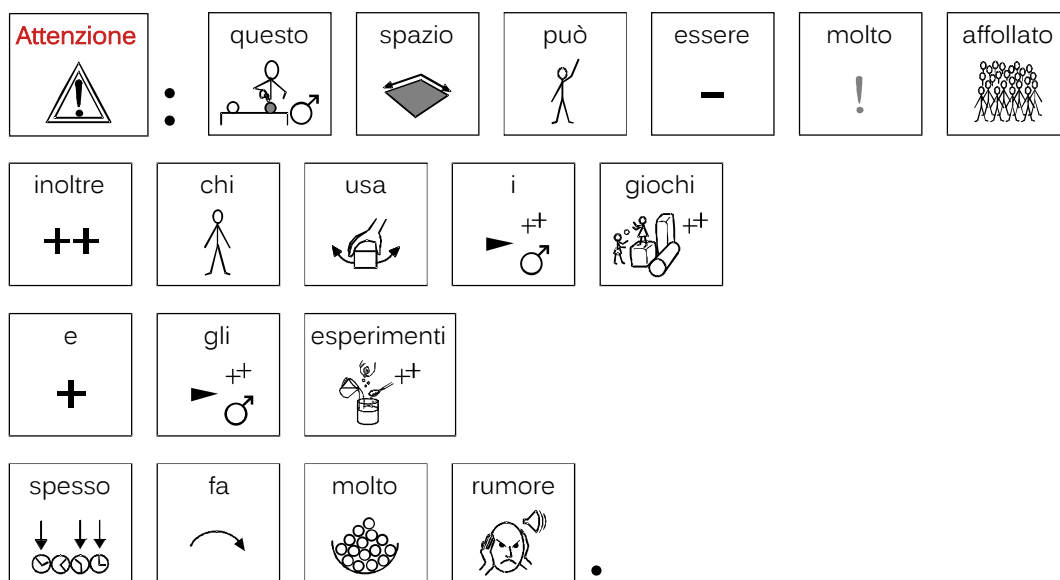
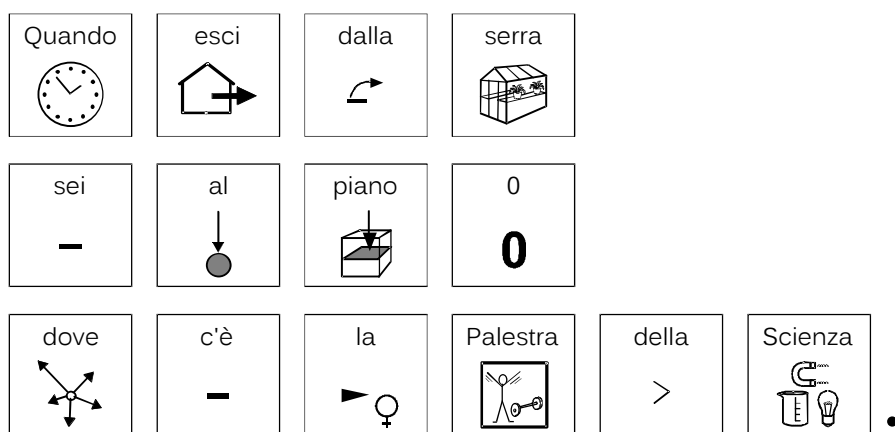



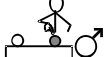


















Gli 	acquari 	d' >	acqua 	dolce
dei >	laghi 	dell' >	Africa 	
sono -	nello 	spazio 	chiamato 	Agorà.

Attenzione 	:	i 	video 	
proiettati 	nello 	spazio 	Agorà	
possono 	essere -	molto !	rumorosi 	.



























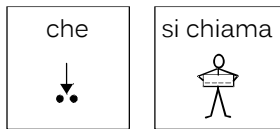
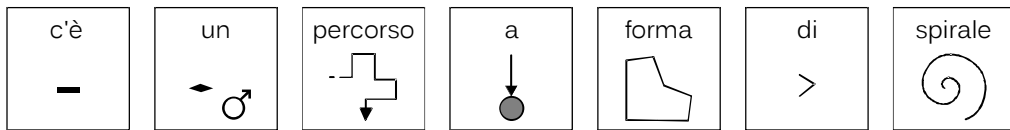
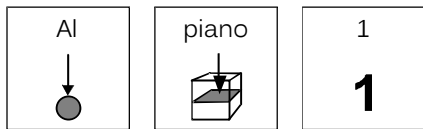


Su 	questo 	piano 			
c'è 	anche 	il 			
uno 	spazio 	tranquillo 			
per 	le 	bimbe 	e 	i 	bimbi 
da 	0 	a 	5 	anni 	.



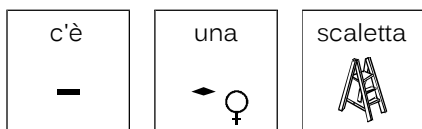
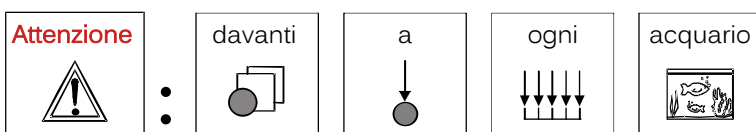
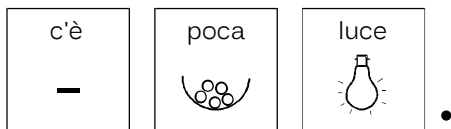
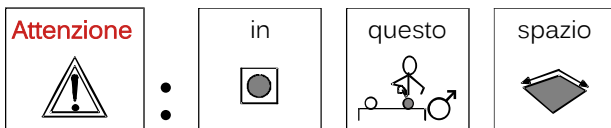
Maxi Ooh :



Dal 	piano 	0 	puoi 	salire 	le 	scale 
o 	usare 	l' 	ascensore 			
per 	andare 	al 	piano 	1 		
e 	a 	tutti 	gli 	altri 	piani 	.



Time Machine



Al
 ↓
 ●

piano
 ↓
 □

2
 2 ,

fra
 | ● |

l'
 ▶ ♂

ascensore
 □

e
 +

l'
 ▶ ♂

acquario
 □

tropicale
 ☀

c'è
 -

l'
 ▶ ♂

ingresso
 □

ai
 ↓
 ●

servizi igienici
 □

e
 +

allo
 ↓
 ●

Spazio
 □

Calmo
 ☺

,



una
 ← ♀

stanza
 □

piccola
 □

e
 +

molto
 !

confortevole
 ☺

dove
 ↗ ↘ ↙ ↚

puoi
 ♂


rifugiarti
 □

se
 ...

ti senti
 ☹

sotto stress
 ☹

•



Attenzione
 ⚠

per
 →

entrare
 □

nello
 □

Spazio
 □

Calmo
 ☺

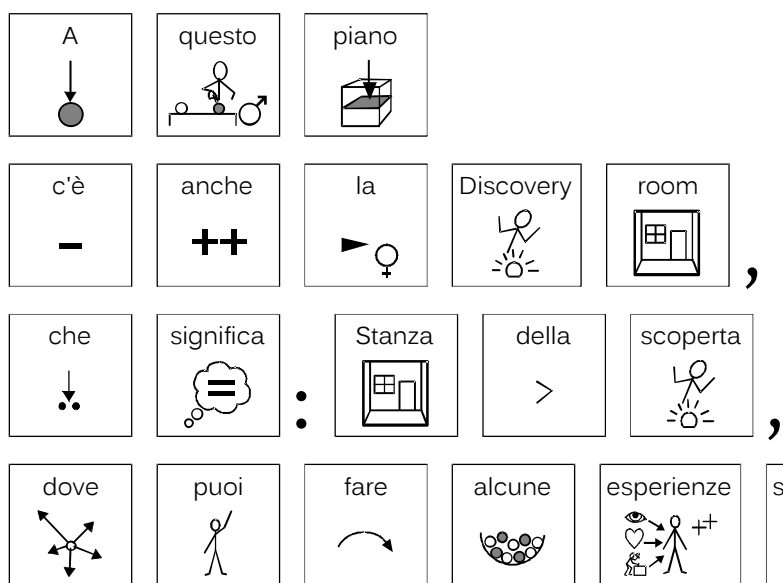
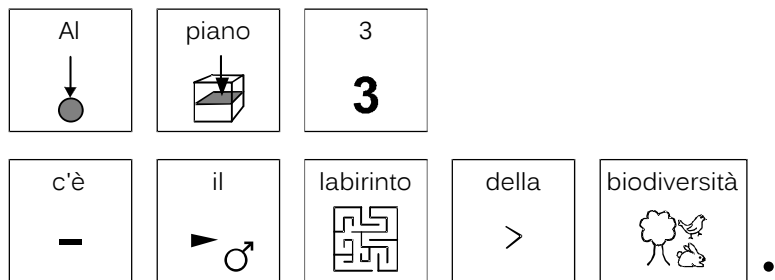
devi
 ♂


chiedere
 ☹

al
 ↓
 ●








custode
 ♂

•



Al 	piano 	4 4		
c'è 	la 	lingua 	del >	ghiacciaio 
che 	puoi 	sfiurare 		



e +	il 	tunnel 	delle >	Alte 	cime 		
dove 	ti puoi 	sdraiare 	e +	guardare 	il 	video 	immersivo  .



Attenzione 	:	il 	video 	immersivo 		
potrebbe 	mettere in difficoltà 	la 	tua 	vista 	.	

